



CORNERSTONE  
TECHNOLOGIES

# GLOW

## Light Up Your Charging Style

---

GLOW, a steady radiance of light, reliably powering up your vehicle. With a customizable bezel, the charger is like a GLOW in the dark, radiating the drivers' personal style, distinguishing itself from the average, bland designs.



# GLOW



Customization





User Interface





NFC Authentication


 <b>TECHNICAL</b>	Model	GLOW		GLOW (with display)	
	Voltage / Frequency	220Vac± 10%	400Vac± 10%	220Vac± 10%	400Vac± 10%
	Charging Current / Capacity	7kW / 32A	11kW / 16A; 22kW / 32A	7kW / 32A	11kW / 16A; 22kW / 32A
	Standard Compliance	IEC 61851-1, IEC 61851-21-2			
	Charging Connector	Socket Ver. - IEC Type 2 Socket or Cable Ver. - 5 Meter Tethered IEC Type 2 Lead			
	Charging Mode	Mode 3			
	Communication Protocol	OCPP 1.6 J			
	Electrical Protection	UVP, OVP, RCD (DC 6mA), SPD, Ground Fault Protection OCP, OTP, Control Pilot Fault Protection			
	Energy Meter	On-board Device +/- 1% Accuracy			

 <b>FEATURES</b>	User Interface	Multi-color LED Indicator	4.3" Color LCD (480*272), plus LED
	NFC Authentication	ISO / IEC 14443A/MIFARE (13.56 MHz)	
	Auto Unlock	Auto Unlock Connector When Power Goes Out	
	Multi Cable Entry	Top, Bottom and Back Sides	
	Lockable Door	For the Optional Items: MID kWh Meter to be Visible or RCD to be Resettable	

 <b>NETWORK</b>	Connectivity	LAN Ethernet
	Data Connection	Back-end Servers via OCPP

 <b>ENVIRONMENT</b>	Operating Temperature	-30°C to 50°C
	Operating Humidity	Up to RH 95% Non-condensing
	Impact/ Ingress Protection Rating	IK08 / IP54 for Socket Ver. / IP65 for Cable Ver.

 <b>PHYSICAL</b>	Housing Material & Color	PC with Anti-UV Treatment; Black
	Dimensions (D*W*H)	150*276*444 (D*W*H) in mm
	Net Weight	≈5 - 10kg

 <b>OPTIONAL</b>	Network	Bluetooth / Wi-Fi / 4G / ISO15118
	Electrical Protection	Internal RCD Type A 30mA
	Energy Meter	Internal IEC62053, Class 1 / MID Compliant
	E-Stop	E-Stop Button c/w Protection Cover
	Others	PSN / CT box / CT Clamp / OPEN
	Pedestal	Single / Dual / Back-to-Back Mounted / Side-to-Side Mounted / with Cable Management